

T420



Product Features

- Fixed power size 2/3
- Adjustable closing & latching speed
- Thermo-constant valve
- Concealed mount
- Rack & Pinion
- Track arm
- Single-action door
- Non-handed installation

Power size	2	3
Max. Door width (mm)	850	950
Max. Opening Angle	120	

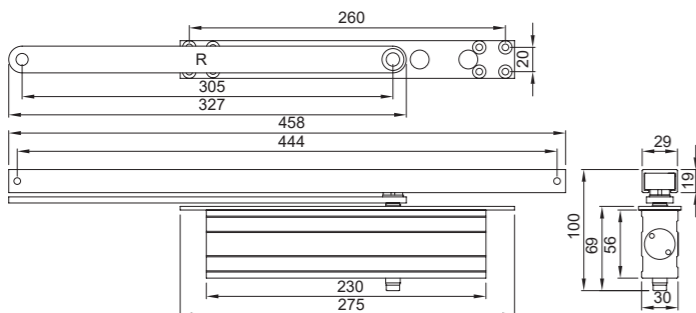
Application Ranges

- Concealed in door
- Concealed in transom


Finishes

- Anodized aluminum for door closer body as standard
- Painted – silver, brown, gold, black, white & other RAL colors upon request & discussion

Dimensions



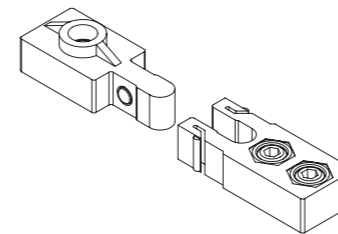
Accessories



ZAR-I040

- Track arm & rail

Options



ZAB-D026-62

- Hold-open device
- For track arm & rail: ZAR-I040