

T12Z

Rack & Pinion Door Closer with Standard Arm



Product Features:

- Selectable position power size 2~4
- Adjustable closing & latching speed
- Surface mount
- Rack & pinion
- Standard arm
- Built in hold-open (optional upon request)
- Single-action door
- Non-handed installation

Power size	2	3	4
Max. door width (mm)	850	950	1100
Max. opening angle	120	120	105

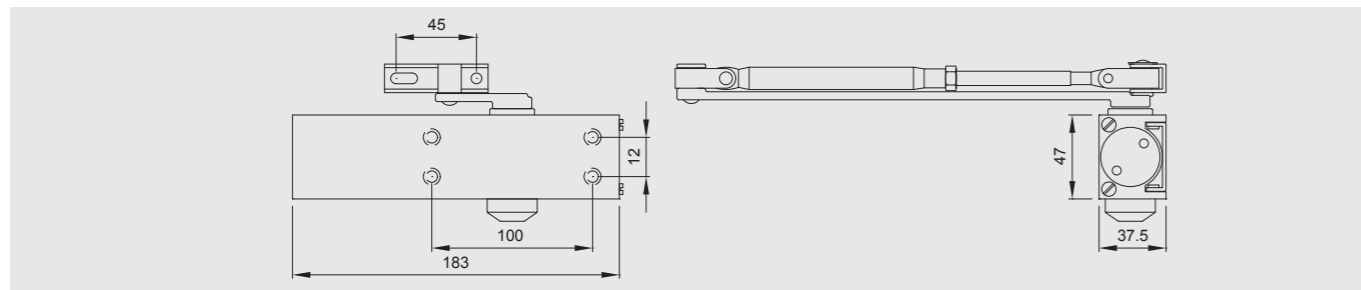
Application Ranges:

- Standard door mount on pull side
- Transom mount on push side
- Parallel bracket mount

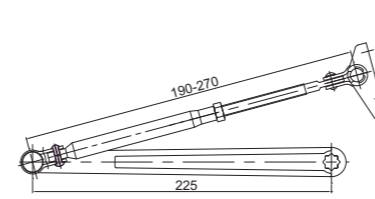
Finishes:

- Anodized aluminum for door closer body as standard
- Painted – silver, brown, gold, black, white & other RAL colors upon request & discussion

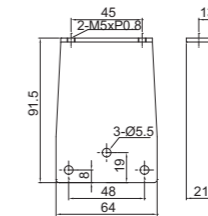
Dimensions:



Accessories

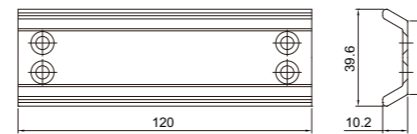


- ZAR-A002**
- Standard arm
 - Non-handed

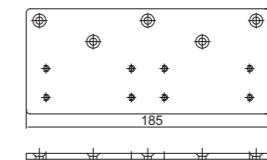


- ZPA-H01**
- Parallel bracket

Options



- ZDAT12ZA-10=50**
- Mounting plate



- ZMO-D05**
- Drop plate