

5000 series

Rim Type (5000R & F5000R)



LISTED

1.5 HOUR FIRE RATED

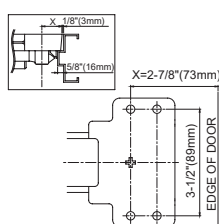
Specifications

Material	Push bar – Steel pressed or stainless steel pressed Head Cover – Zinc alloy Spring – Stainless steel
Latch Bolt	3/4" throw, deadlocking design
Strike	For 5/8" stop. Plus shim for 1/2" stop
Projection	Pushbar Neutral: 2-3/16"(55mm) Pushbar Depressed: 1-7/8"(47mm)
Reversible	Non-handed, reversible for all functions and trims
For Door	1-3/4" thick of wood or metal door
Door Width	3' standard for door width of 26" to 36", 4' standard for door width 38" to 48"
Stile	4-1/4" minimum
Mounting Height	40-5/16" from CL to finished floor recommended
Mounting Fasteners	Furnished standard with sheet metal & machine screws or SNB as option
Cylinders	For trim, knob, lever & thumb-piece type
Dogging	1/4 turn, hex key dogging on non-fire labeled device
UL Listed	For "Panic Hardware" and "UL". Labeled (1.5 hours) fire exit hardware
Operation	Inside by slight pressure on any point of the push bar all time

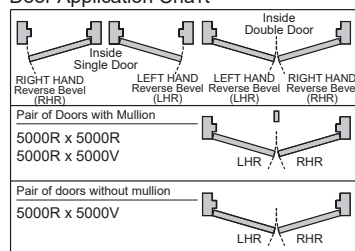


Mounting Position

For wood stile door

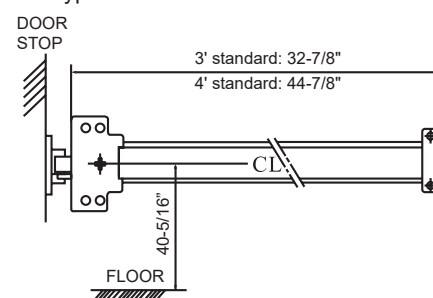


Door Application Chart



Drawings & Dimensions

Rim type



Model	Actual Length	Minimum	Door Size
3' standard	32-7/8" (836mm)	26" (660mm)	35" to 36" door width
4' standard	44-7/8" (1141mm)	38" (965mm)	47" to 48" door width

UL fire-rated unavailable