














# 5000 series

## Selection Guide

TRIM STYLE	CODE NUMBER	FUNCTION	DESCRIPTION	FINISHES	Strike Selection
	52BL30 52BL40 52BL80	Passage Dummy Classroom	Escutcheon lever trim	US26D Painted	 Double Door Strike
	62BL30 62BL40 62BL50 62BL80	Passage Dummy Storeroom Classroom	Escutcheon lever trim	US26D Painted	 Rim Strike
	72BL30 72BL40 72BL50 72BL80 72BL50/80 C 72BL50/80 IC 72BL50/80 ICC	Passage Dummy Storeroom Classroom Storeroom/classroom, Clutch Storeroom/classroom, IC, less core (6/7 pin cores with BEST) Storeroom/classroom, IC, less core (6/7 pin cores with BEST), Clutch	Escutcheon lever trim	US26D Painted	 Top Strike (Vertical)
	2U40 2U50	Dummy Storeroom	Pull trim, Night latch	Painted	 Bottom Strike (Vertical)
	2P40 2P50	Dummy Storeroom	Pull trim, Night latch	Painted	
	0Z50	Storeroom		US32D	
	80K 30 80K 50 80K 80 80K 80 ICC	Passage Storeroom Classroom Classroom, IC , less core (6/7pin cores with BEST), Clutch	Knob trim	US32D, Painted	
	80L30 80L40 80L50 80L80 80L50/80 C 80L50/80 ICC	Passage Dummy Storeroom Classroom Storeroom/classroom, Clutch Storeroom/classroom, IC ,less core (6/7 pin cores with BEST), Clutch	Lever trim	US26D, Painted	
	80TP30 80TP40 80TP50 80TP80	Passage Dummy Storeroom Classroom	Thumbpiece trim or without thumbpiece	US26D, Painted	

### Accessories



Sex Nut & Bolt  
(Steel door )



Lock Front Filler  
(Vertical)



Strike Filler  
(Vertical)