

C100 series

Rack & Pinion Door Closer with Standard Arm



Product Features:

- Fixed power size 1/2/3
- Adjustable closing speed
- Surface mount
- Rack & Pinion
- Standard arm
- Built in hold-open (optional upon request) ★
- Single-action door
- Non-handed installation

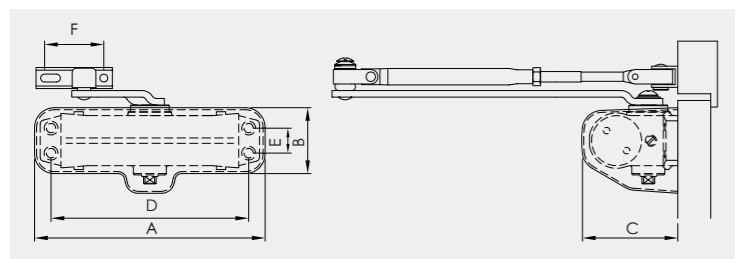
Application Ranges:

- Standard door mount on pull side- C102/ C103
- Transom mount on push side- C102/ C103
- Parallel bracket mount- C101 only

Finishes:

- Painted – silver, brown, gold, black, white & other RAL colors upon request & discussion

Dimensions:

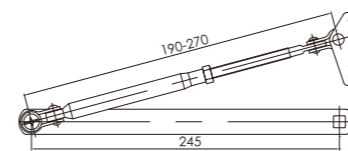


	A	B	C	D	E	F
C101	148	50	70	125	19	45
C102/3	178	52	75	150	19	45

Power size	1	2	3
Max. door width (mm)	760	870	950
Max. opening angle	180	150	150

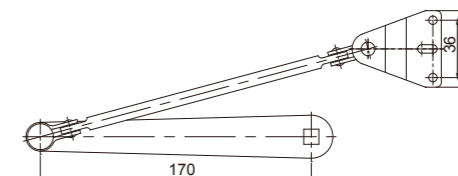
Size 2/3 UL Certified

Accessories



ZAR-A006

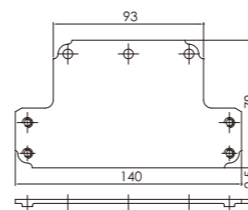
- Standard arm
- Non-handed
- UL listed
- For C102 and C103



ZAR-E176

- Standard arm
- Non-handed
- UL listed
- For C101 only

Options



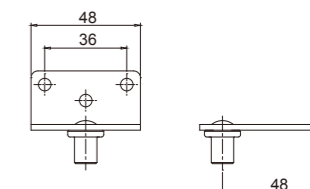
ZDAC1010-20

- Mounting plate



ZCO-F03

- Plastic cover
- Non-handed
- For C101 only



ZPB-F01

- L Bracket
- For C101 only



ZCO-F13

- Plastic cover
- Non-handed
- For C102 and C103

★ This option is not covered by the Certificate