



**LISTED**

1.5 HOUR FIRE RATED

# 8000 series

## Vertical Rod Type (8000V & F8000V)



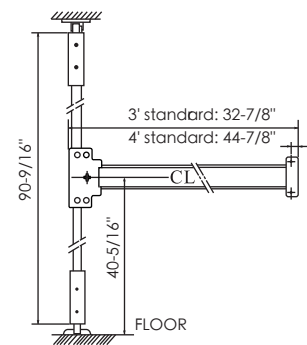
### Specifications:

<b>Material</b>	Pushbar- Steel pressed, stainless steel pressed or aluminum pressed Head Cover – Zinc alloy Spring – Stainless steel
<b>Latch Bolt</b>	3/4' throw, stainless steel
<b>Dead Latch Bolt</b>	5/8", steel
<b>Strike</b>	For 5/8" stop. Plus shim for 1/2" stop
<b>Projection</b>	Pushbar neutral: 2-3/16" [55mm], pushbar depressed: 1-7/8" [47mm]
<b>Reversible</b>	Non-handed, reversible for all functions and trims
<b>For Door</b>	1-3/4" thick of wood or metal door.
<b>Backset</b>	2-7/8"
<b>Door Width</b>	3' standard for door width of 27" to 36", 4' standard for door width of 39" to 48"
<b>Stile</b>	4-1/4" minimum, 3-3/8" for narrow stile
<b>Top and bottom rod length for 7' door</b>	Top rod 45-1/4", bottom rod 34", other length upon request and discussion
<b>Mounting Height</b>	40-5/16" from CL to finished floor recommended
<b>Mounting</b>	Furnished standard with sheet metal & machine screws or SNB as option.
<b>Cylinders</b>	For trim, knob, lever & thumb-piece type "Schlage C" key way

<b>Dogging</b>	1/4 turn, hex key dogging on non-fire labeled device
<b>UL Listed</b>	For "Panic Hardware" and "UL". Labeled (1.5 hours) fire exit hardware
<b>Operation</b>	Inside by slight pressure on any point of the push bar all time

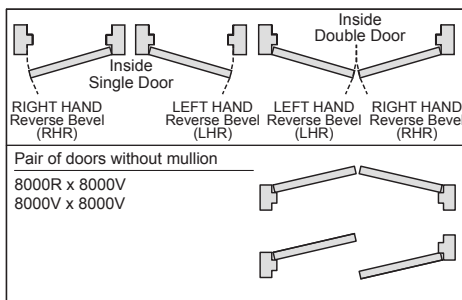
### Drawings & Dimensions:

#### Vertical rod type



### Mounting Position:

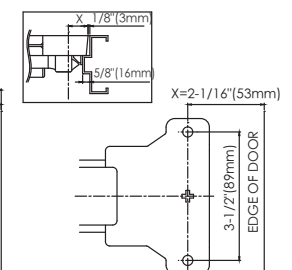
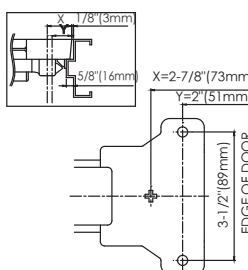
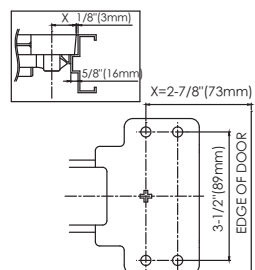
#### Door Application Chart



**A** : For wood or metal door

**N** :For narrow stile offset

**E** : For narrow stile centered



Model	Actual Length	Minimum	Door Size
3' standard	32-7/8" [836mm]	27" [685mm]	35" to 36" door width
4' standard	44-7/8" [1141mm]	39" [990mm]	47" to 48" door width

★ UL fire-rated- 3' x 7'