

# 8000 series

Rim Type (8000R & F8000R)



**LISTED**

1.5 HOUR FIRE RATED

## Specifications

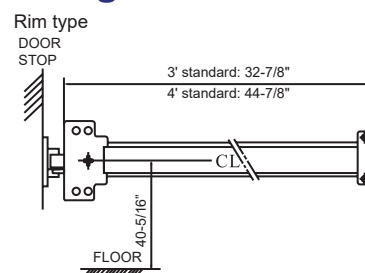
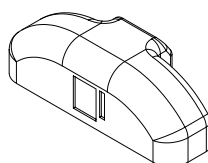
<b>Material</b>	Pushbar- Steel pressed, stainless steel pressed or aluminum pressed Head Cover – Zinc alloy Spring – Stainless steel
<b>Latch Bolt</b>	3/4" throw , deadlocking design
<b>Strike</b>	For 5/8" stop, plus shim for 1/2" stop
<b>Projection</b>	Pushbar Neutral: 2-3/16"(55mm) Pushbar Depressed: 1-7/8"(47mm)
<b>Reversible</b>	Non-handed, reversible for all functions and trims
<b>For Door</b>	1-3/4" thick of wood or metal door
<b>Door Width</b>	3' standard for door width of 27" to 36", 4' standard for door width of 39" to 48"
<b>Stile</b>	4-1/4" minimum. 3-3/8" for narrow stile
<b>Mounting Height</b>	40-5/16" from CL to finished floor recommended
<b>Mounting Fasteners</b>	Furnished standard with sheet metal & machine screws or SNB as option
<b>Cylinders</b>	For trim, knob, lever & thumb-piece type
<b>Dogging</b>	1/4 turn, hex key dogging on non-fire labeled device
<b>UL Listed</b>	For "Panic Hardware" and "UL". Labeled (1.5 hours) fire exit hardware
<b>Operation</b>	Inside by slight pressure on any point of the push bar all time



## Drawings & Dimensions

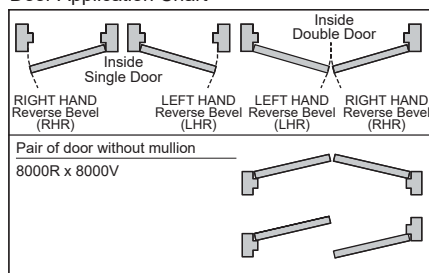
### Optional

Head cover for wide stile door

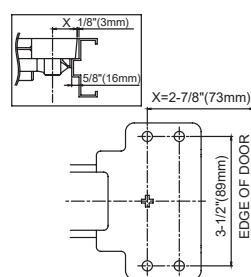


## Mounting Position

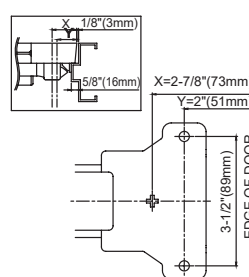
Door Application Chart



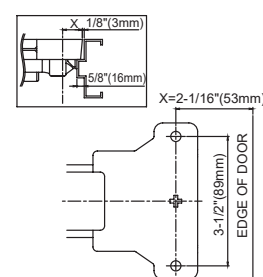
A : For wide stile door



N : For narrow stile offset



E : For narrow stile centered



Model	Actual Length	Minimum	Door Size
3' standard	32-7/8" (836mm)	27" (685mm)	35" to 36" door width
4' standard	44-7/8" (1141mm)	39" (990mm)	47" to 48" door width

UL fire-rated unavailable