

7100 series

Vertical Rod Type (7100V-AD & F7100V-AD)



3 HOUR FIRE RATED
UL10C, UBC7-2-1997
ANSI A156.3 G1



Specifications:

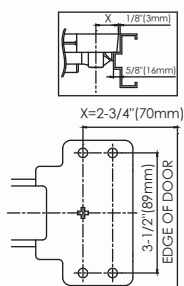
Material	Push bar - Steel pressed or stainless steel pressed Head Cover - Steel pressed or stainless steel pressed Spring - Stainless steel
Latch Bolt	5/8" throw, stainless steel
Dead Latch Bolt	9/16", steel
Strike	For 5/8" stop
Projection	2-1/2" maximum, 1-7/8" pressed
Reversible	Non-handed, reversible for all functions and trims
For Door	1-3/4" thick of wood or metal door.
Door Width	3' standard for door width of 29" to 36", 4' standard for door width of 41" to 48"
Stile	4-1/4" minimum
Top and bottom rod length for 7' door	Top rod 32-1/2" , bottom rod 31-5/8"
Top and bottom rod length for 8' door	Top rod 44-1/2" , bottom rod 31-5/8"
Mounting Height	40-5/16" from CL to finished floor recommended
Mounting	Furnished standard with sheet metal & machine screws or SNB as option.
Cylinders	For trim, knob, lever & thumb-piece type "Schlage C" key way



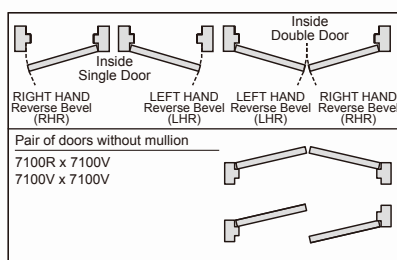
Dogging	1/4 turn, hex key dogging on non-fire labeled device
UL Listed	For "Panic Hardware" and "UL". Labeled [3 hours] fire exit hardware.
Ansi Standard	A156.3 Grade 1
Operation	Inside by slight pressure on any point of the push bar all time
Head Cover	8-1/2"x2-3/4"x2-1/2"(216mmx68.3mmx62mm)
Standard Finishes	US32D (or other available finishes upon request & discussion)

Mounting Position:

For wood or metal door

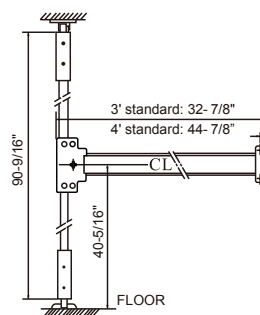


Door Application Chart



Drawings & Dimensions:

Vertical rod type



Model	Actual Length	Minimum	Door Size
3' standard	32-7/8" (836mm)	29" (735mm)	35" to 36" door width
4' standard	44-7/8" (1141mm)	41" (1040mm)	47" to 48" door width