

# 7100 series

## Rim Type (7100R-AD & F7100R-AD)



3 HOUR FIRE RATED  
UL10C, UBC7-2-1997  
**ANSI A156.3 G1**



**ANSI A117.1**  
ADA Compliant

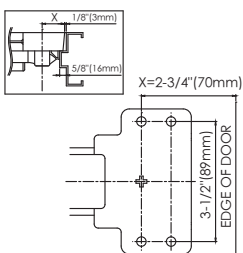
### Specifications:

<b>Material</b>	Push bar –Steel pressed or stainless steel pressed Head Cover – Steel pressed or stainless steel pressed Spring – Stainless steel
<b>Latch Bolt</b>	5/8" throw, stainless steel
<b>Dead Latch Bolt</b>	9/16", steel
<b>Strike</b>	For 5/8" stop
<b>Projection</b>	2-1/2" maximum, 1-15/16" pressed
<b>Reversible</b>	Non-handed, reversible for all functions and trims
<b>For Door</b>	1-3/4" thick of wood or metal door
<b>Door Width</b>	3' standard for door width of 29" to 36", 4' standard for door width of 41" to 48"
<b>Stile</b>	4-1/4" minimum
<b>Mounting Height</b>	40-5/16" from CL to finished floor recommended
<b>Mounting</b>	Furnished standard with sheet metal & machine screws or SNB as option
<b>Cylinders</b>	For trim, knob, lever & thumb-piece type "Schlage C" key way
<b>Dogging</b>	1/4 turn, hex key dogging on non-fire labeled device
<b>UL Listed</b>	For "Panic Hardware" and "UL". Labeled (3 hours) fire exit hardware
<b>Ansi Standard</b>	A156.3 Grade 1
<b>Operation</b>	Inside by slight pressure on any point of the push bar all time
<b>Head Cover</b>	8-1/2"x2-3/4"x2-1/2"(216mmx68.3mmx62mm) or 6-1/3"x2-3/4"(160mmx68.3mmx62mm)
<b>Standard Finishes</b>	US32D (or other available finishes upon request & discussion)

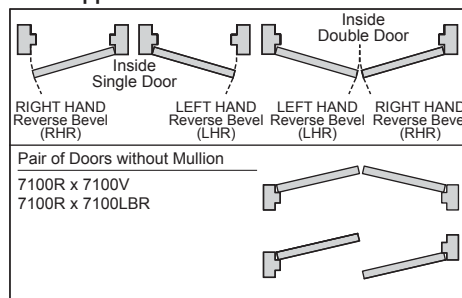


### Mounting Position:

For wood or metal door

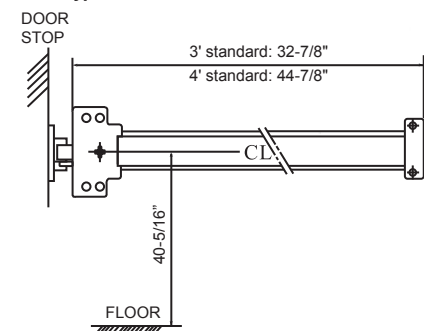


#### Door Application Chart



### Drawings & Dimensions:

#### Rim type



Model	Actual Length	Minimum	Door Size
3' standard	32-7/8" (836mm)	29" (735mm)	35" to 36" door width
4' standard	44-7/8" (1141mm)	41" (1040mm)	47" to 48" door width